



Recommended Grades: All Ages  
Estimated Teacher Prep Time: 5 Mins  
Estimated Project Time: 25-30 Mins

## Overview

Explore some of the amazing animals of Africa! In this recycled craft, you'll create a 3D cheetah and ape from a thick cardstock or thin cardboard.

## Complimentary Topics

- Zoology
- Animal Sounds
- Endangered Species

## Discussion Questions

1. What is the largest African mammal? Answer: African Elephant
2. Do Penguins live in Africa? Answer: Yes, near the South African cape
3. What is the fastest land mammal? Answer: Cheetah, clocking 70-75 MPH

## Prep

### From M.E.C.C.A Teacher Resource Center

- Heavy-weight brown cardstock, or lightweight cardboard
- Tempera paint: yellow, orange, black
- Yellow pipecleaner

### Tools & Workspace Requirements

- Scissors
- Paintbrush



## Project Directions

1. For both animals: Cut out body and legs templates. Trace one body and two legs onto the thick brown cardstock and cut out.

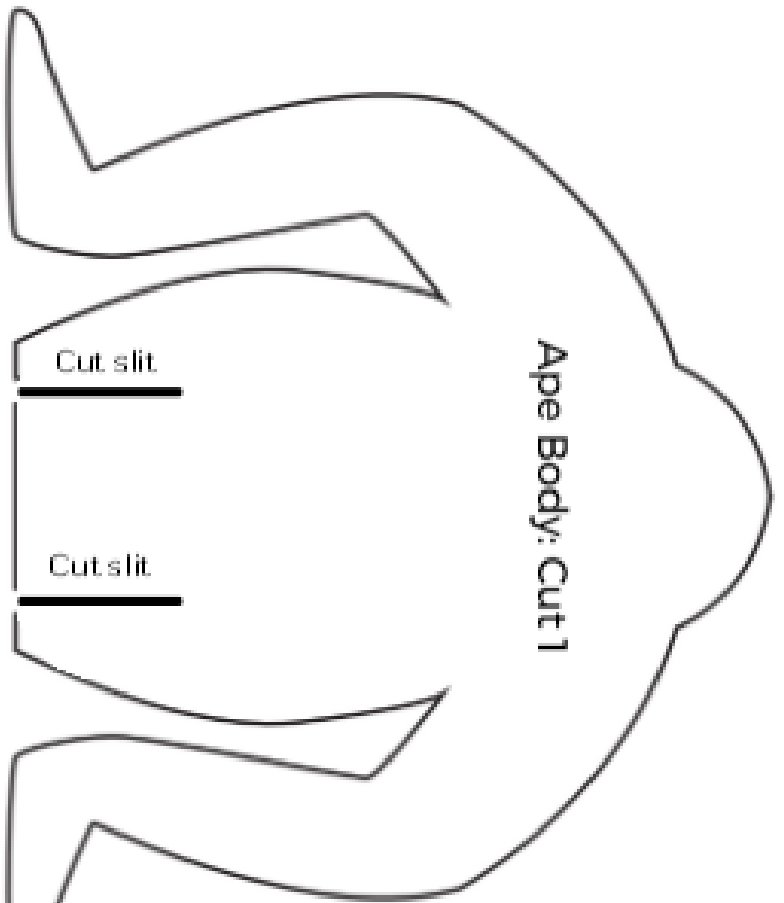
2. With the template as a guide, draw the slits onto the brown paper, then cut the slits.

3a. To paint cheetah: protect your workspace with a placemat or scrap paper. Paint the cheetah pieces yellow all over one side. Let dry & then flip over to paint the other side. With the plastic end of your paintbrush, dip into the black paint and dab onto the yellow body and legs to make the spots and face for the cheetah.

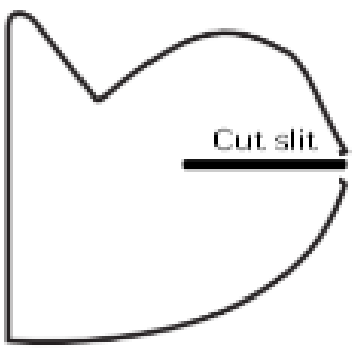
3b. To paint ape: Dip your paintbrush into the black paint, then mix into the orange paint to make a brown color. Paint all over one side of the ape body and the two legs. Let dry and flip over. Paint the front of the ape body with brown paint, but leave a circle for the face, a larger circle for the belly, and the insides of the arms. Use blank paint for the face. Let dry.

4. Assemble: Match up the cuts from the leg slits to the body and gently pull them together. Repeat for the other legs.

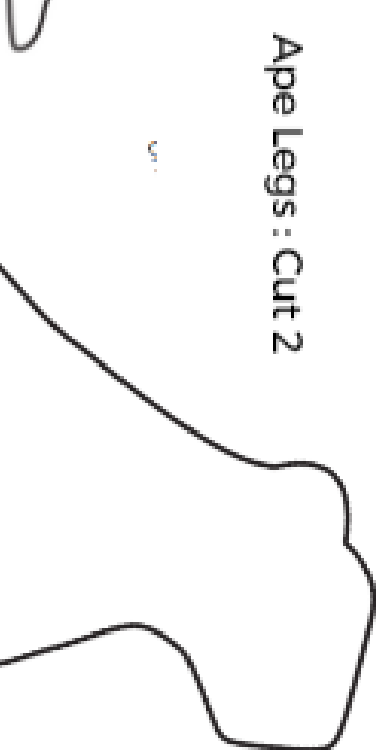





Ape Body: Cut 1



Cut slit

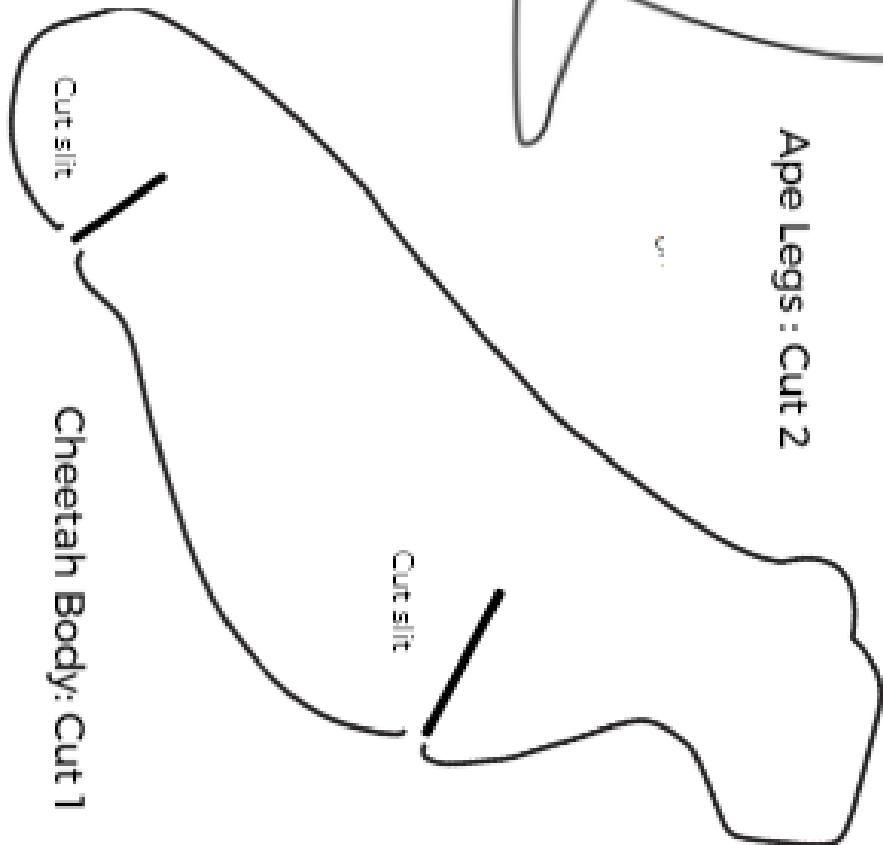


Ape Legs : Cut 2



Cut slit

Cheetah Legs : Cut 2



Cut slit

Cheetah Body: Cut 1